

Simulyzer-RT Compact Chassis 1+2



Hardware version	Index B
Documentation version:	1.3
Created:	(1.0) 01.04.2015
	(1.1) 01.04.2016 Note HF sealing spring
	(1.2) 10.10.2021 Company information edited
	(1.3) 27.06.2023 Order numbers updated
Order no.:	20.1001

Safety instructions

To avoid damages to persons and devices the following safety instructions have to be noticed!

- Only qualified personnel are allowed to handle this device!
- Before any handling within the device the current supply has to be switched off!
- During operation the device have to be positioned, that enough air condition is supplied and no small parts can get into the ventilation slots.
- In case of any trouble the system has to be switched de-energized!
- The declared environmental conditions and max. voltage ranges have to be observed!
- To warranty the device remove all dust and dirt in periodically intervals.
- Make sure that the ventilation slots are unobstructed!

Intended use:

The Simulyzer-RT Compact Chassis 1+2 is engineered to hold, to contact and to supply with voltage a RT-proofing system with one CPU-1 card and a maximum 2 peripheral cards.

- The device is only permitted to use for the intended use.
Any other use results the deletion of the guarantee!

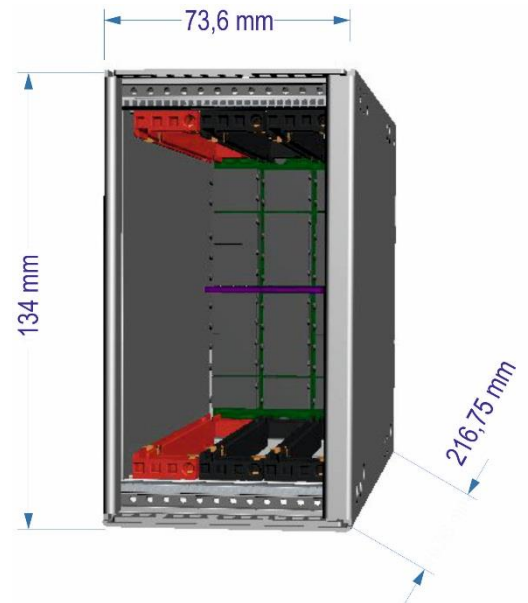
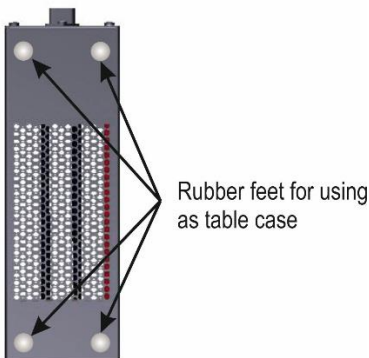
For questions and repair cases contact SesKion GmbH
Tel.: +49 (0)711/990 58 14
Fax: +49 (0)711/990 58 27
Email: info@seskion.de
Internet: www.seskion.de

1. Chassis

3 HE plug-in positions

Material:	Alu-Halbzeug
Weight	1,25 kg (empty plug-in positions)
Depth of cards	160 mm (Euro format)
Operating temperature:	5 °C to 40°C (32° F ... 104°F)
Rel. Humidity:	max. 85 %, not condensed

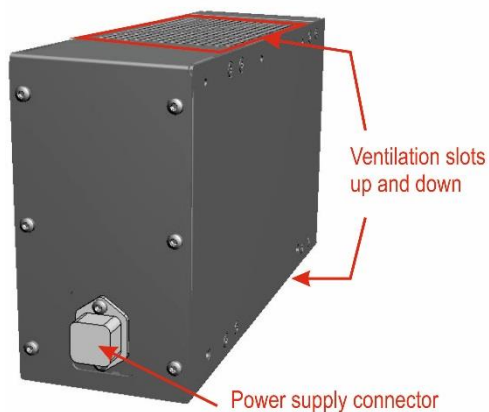
If the chassis is used as a table case, it is necessary that stick rubber feet are fixed at the bottom (air ventilation and scratch protection).



(Detailed dimensional drawing on request: info@seskion.de)

2. Current supply/louwer

Screwed current supply connector: 12 V / 10 A max. **An external power supply is not included in standard shipment!**
 External power supply deliverable additionally order no.:20.8001)



To guarantee the necessary air ventilation, the ventilation slots have to be free of any material). Don't put any object on the ventilation slots!

Switch of the power supply before handling within the chassis!

3. BUS system

Compact PCI Serial Backplane

- 1 x CPCI S.0 System Slot (CPU) and 2x CPCI S.0 Peripheral Slots
- Highspeed connectors/ data transfer rate upto 2,5 Gbps for all plug-ins.


4. Plug-in

3 plug-ins (Europe format) for 1 CPU card and 2 peripheral cards.

- CPU-card: Simulyzer-RT CPU-1 Card (order no.: 20.2001)

The following peripheral cards are possible:

- Simulyzer-RT DIO-2 Card (order no.: 20.3004)
- More peripheral cards under way currently!



The CPU-plug-in position is mandatory and is always the first position on the left (front view)!

Not used plug-in positions have to be covered with dummy planes to fulfill the EMV guidance and to protect the internal space from pollution.

Pay attention that the ejector lever has the correct interlock. Only at correct interlock the perfect connection to the bus system is guaranteed.

