

# Optional 2nd-Channel & CAN-Interface

## -Seskion GmbH-

### Content:

- What products have these options?
- For what do I need a 2nd channel?
- For what do I need a CAN interface?

Version:	(1.0) 08.12.2021 – Creation

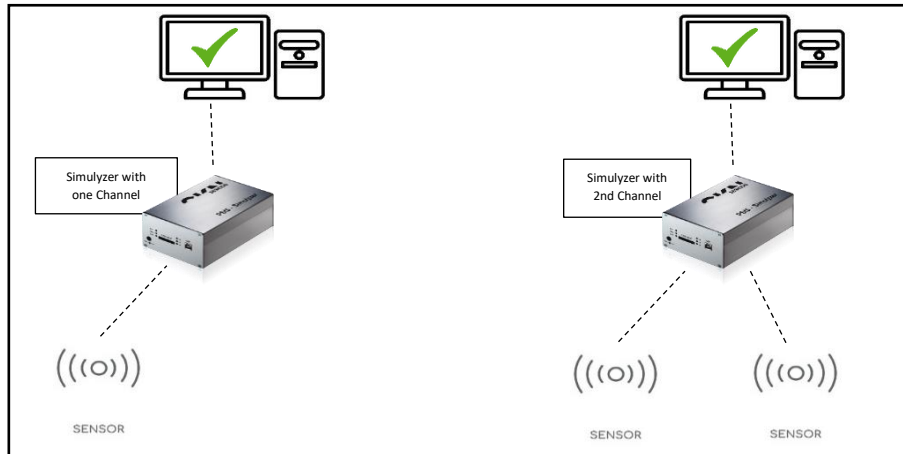
# Optional 2nd Channel & CAN Interface

What products have these options?

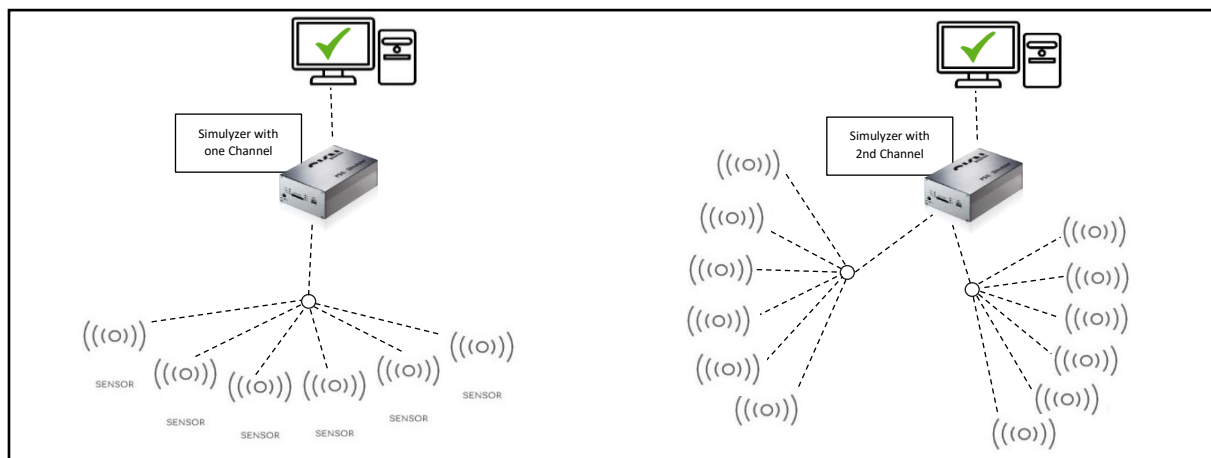
	Optional CAN Interface	Optional 2nd Channel
PSI5-Simulyzer	●	●
SPI-Simulyzer	●	●
DSI3-Simulyzer	●	●
SENT-Simulyzer	●	●
SQUIB-Box	●	●
PSI5-POD	●	●

For what do I need a 2nd channel?

With the second channel you can connect twice as many sensors to the Simulyzer as with only one channel. But here is the question, which sensors you have. If you have point-to-point connections or asynchronous sensors, the following setup is the right one for you:



If you have bus connections or synchronous sensors, you can connect up to 12 sensors to one Simulyzer. The following setup shows you your configuration:



If you need therefor more information, please look in our Application Note **"How many Simulyzer do I need"**

# Optional 2nd Channel & CAN Interface

## For what do I need a CAN interface?


Optionally, an additional CAN interface for data communication via CAN can be provided for new devices. Unfortunately, this optional hardware change cannot be retrofitted.

If your data communication is via CAN, then you should order the optional CAN interface.

Data from the PSI5 bus system can be converted to CAN, as well as from CAN to PSI5 or SPI bus data.

CAN is also necessary if you want to use the Simulyzer boxes in standalone mode.

Pin	Beschreibung
1	nc
2	CAN low
3	GND
4	nc
5	nc
6	GND
7	CAN high
8	nc
9	nc



Note: Termination resistor between CAN-high and CAN-low is not installed.